



T9612

ck-tools.com

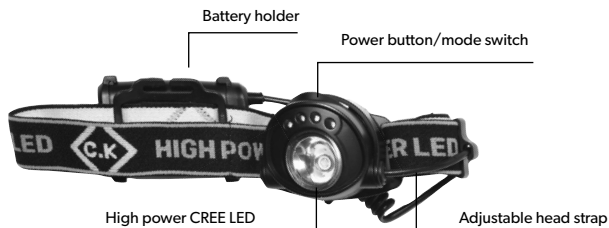
User Guide (v1.0)

LED head torch 150 lumens

Please read the following instructions carefully and keep for future reference. Correct usage and maintenance are essential to ensure maximum battery life and performance.

Box Contents:

- 1 x Head torch
- 1 x Instruction manual



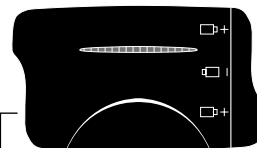
CAUTION:

1

Never attempt to disassemble the head torch

2

Never shine the torch directly in someone's eyes

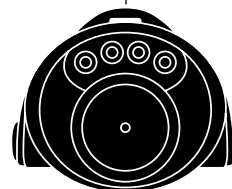


Power button/ mode switch

LED Head Torch 150lm

RUNNING TIME	Full beam: 6 hours Dimmed mode: 30 hours Red beam: 40 hours
BATTERIES	3 x AA
3 OPERATION MODES	Full beam > Dimmed mode > Red light
LUMENS	up to 150 lumens
IP LEVEL	IP54

Power button/ mode switch



INSTRUCTIONS FOR USE:

1

Press the power button / mode switch to turn the torch ON in full beam mode

2

Further presses of the power button / mode switch will change between the modes:
a. Mode 1 Full beam \ b. Mode 2 Dimmed mode
c. Mode 3 Red light \ d. OFF

3

Pressing the button on the side of the battery pack will turn ON the rear red light with further presses changing the light to a flashing red light then OFF.